



BRAZEN
LIVESTOCK EQUIPMENT

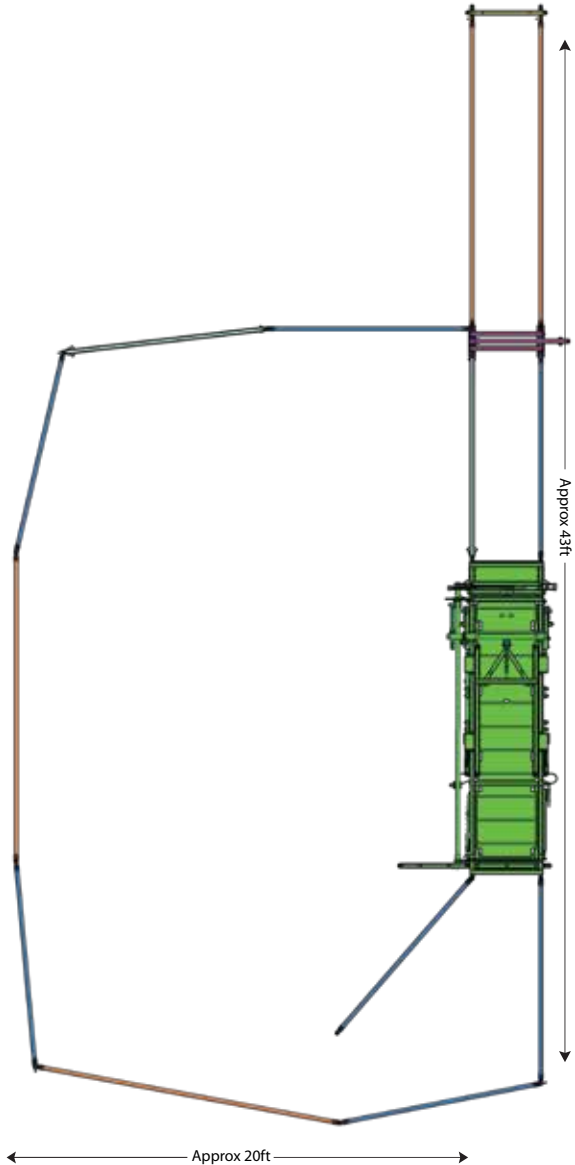


PEN DRAWINGS 2025

10+ CHUTE Pen Plan

KIT INCLUDES:

Cattle Chute	□ 1
Sliding Gates	□ 1
Prem 4 Rail Gate 8'	■ 2
Prem 4 Rail Panel 6'	□ 7
Prem 4 Rail Panel 12'	□ 4
Cattle Alley Bow	■ 1



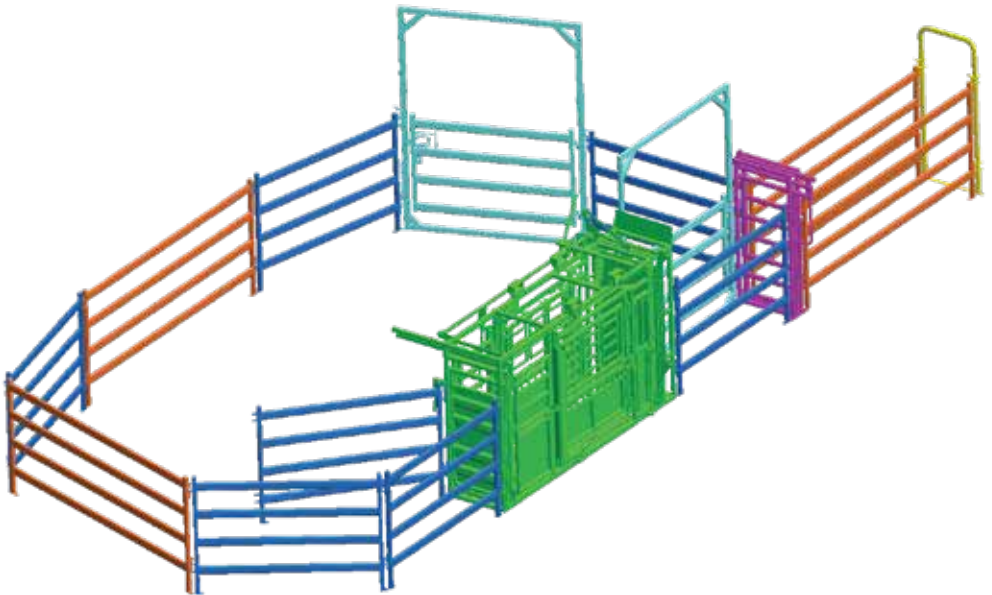


BRAZZEN

LIVESTOCK EQUIPMENT

KIT INCLUDES:

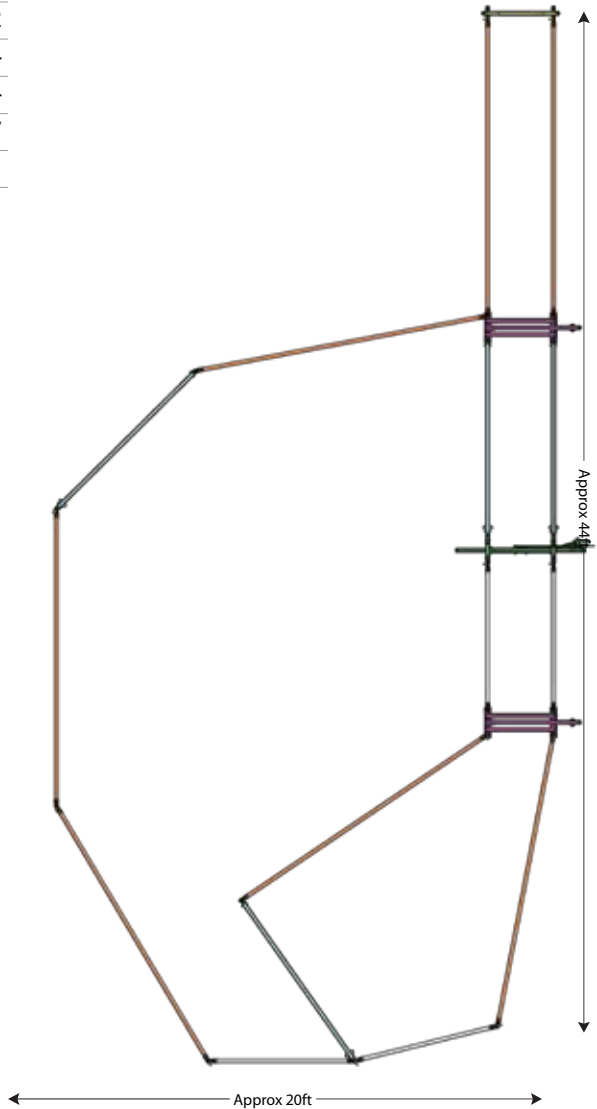
Cattle Chute	□	1
Sliding Gates	□	1
Prem 4 Rail Gate 8'	■	2
Prem 4 Rail Panel 6'	□	7
Prem 4 Rail Panel 12'	□	4
Cattle Alley Bow	■	1



15+ HOBBY Pen Plan

KIT INCLUDES:

Head Bale	□ 1
Sliding Gates	□ 2
Prem 4 Rail Gate 8'	■ 4
4 Rail Prem Panel 6'	□ 4
4 Rail Prem Panel 12'	□ 7
Cattle Alley Bow	■ 1





BRAZZEN

LIVESTOCK EQUIPMENT

KIT INCLUDES:

Head Bale □ 1

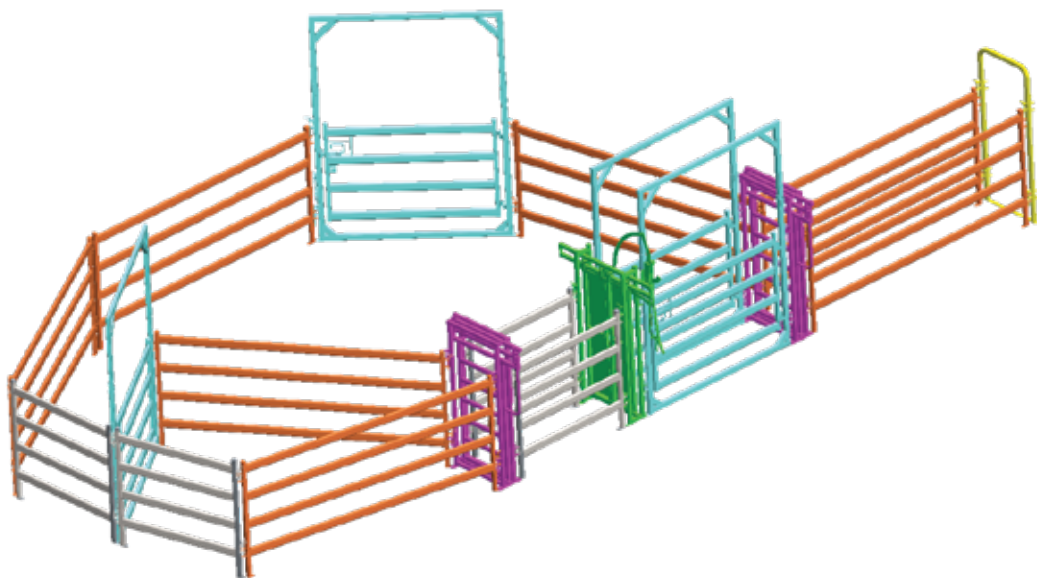
Sliding Gates □ 2

Prem 4 Rail Gate 8' ■ 4

4 Rail Prem Panel 6' □ 4

4 Rail Prem Panel 12' □ 7

Cattle Alley Bow ■ 1

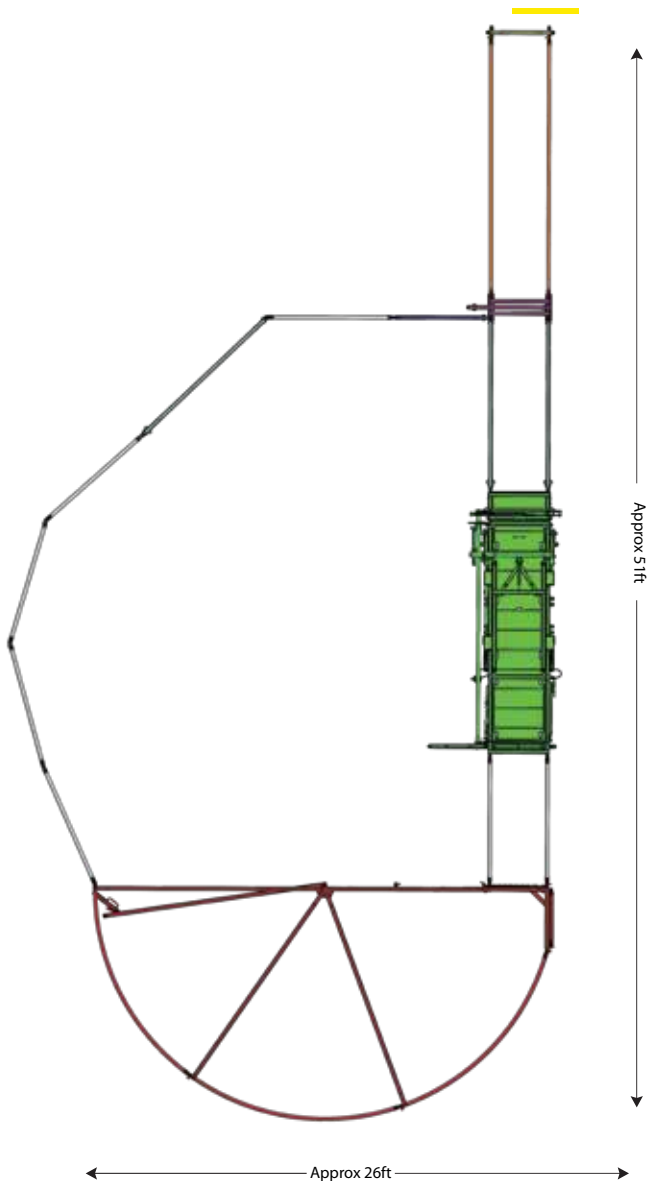




20-30 SWEEP Pen Plan

KIT INCLUDES:


Cattle Chute	□	1
Sweep Yard	■	1
Sliding Gate	□	1
Access Gate	■	1
Prem 4 Rail Gate 8'	■	3
4 Rail Prem Panel 6'	□	7
4 Rail Prem Panel 12'	□	2
Cattle Alley Bow	■	1





KIT INCLUDES:

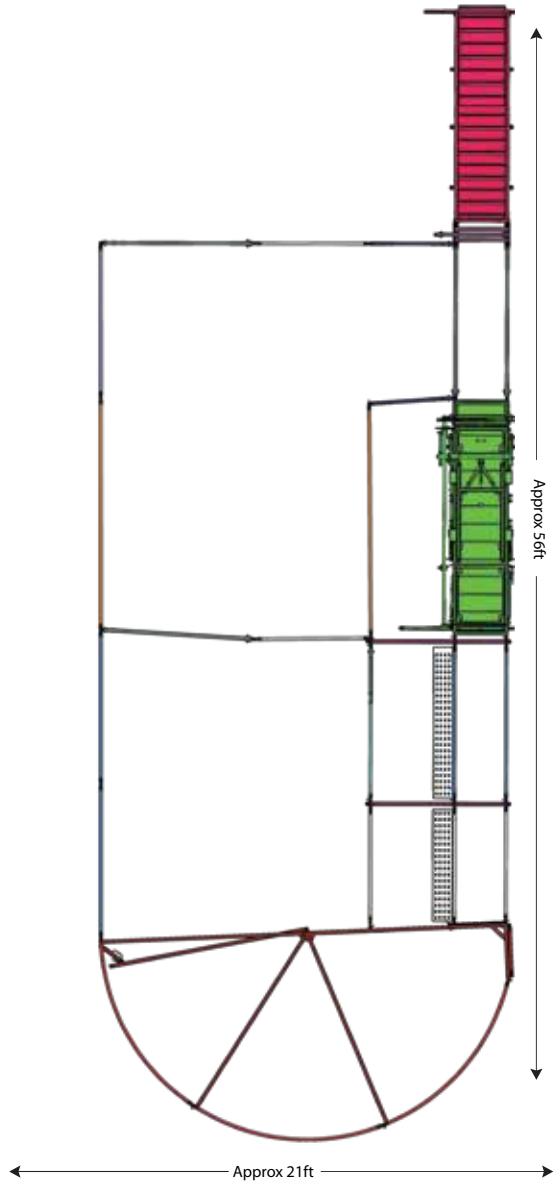
Cattle Chute	□	1
Sweep Yard	■	1
Sliding Gate	□	1
Access Gate	■	1
Prem 4 Rail Gate 8'	■	3
4 Rail Prem Panel 6'	□	7
4 Rail Prem Panel 12'	□	2
Cattle Alley Bow	■	1



30-40 SWEEP Pen Plan

KIT INCLUDES:

Loading Ramp	■ 1
Cattle Chute	■ 1
Sweep Yard	■ 1
Sliding Gate	□ 1
Prem 4 Rail Gate 8'	■ 4
Access Gate	■ 2
4 Rail Prem Panel 6'	■ 9
4 Rail Prem Panel 8'	■ 2
4 Rail Prem Panel 12'	■ 2
Cattle Walkway Mesh	■ 2





BRAZZEN

LIVESTOCK EQUIPMENT













KIT INCLUDES:

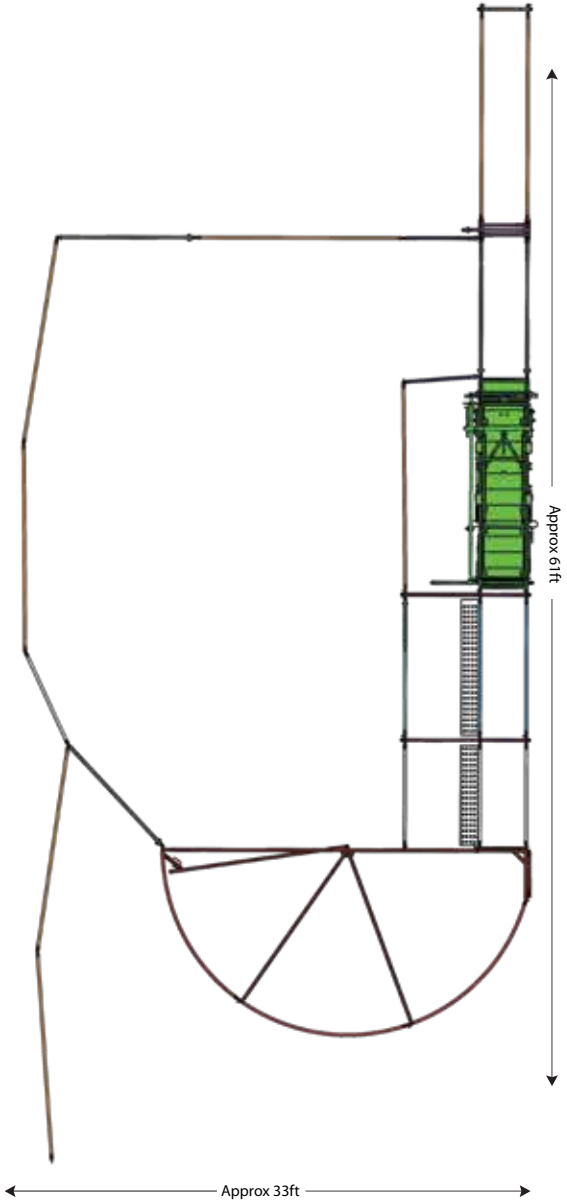
Loading Ramp	■	1
Cattle Chute	■	1
Sweep Yard	■	1
Sliding Gate	□	1
Prem 4 Rail Gate 8'	■	4
Access Gate	■	2
4 Rail Prem Panel 6'	■	9
4 Rail Prem Panel 8'	■	2
4 Rail Prem Panel 12'	■	2
Cattle Walkway Mesh	■	2















40-50 SWEEP Pen Plan

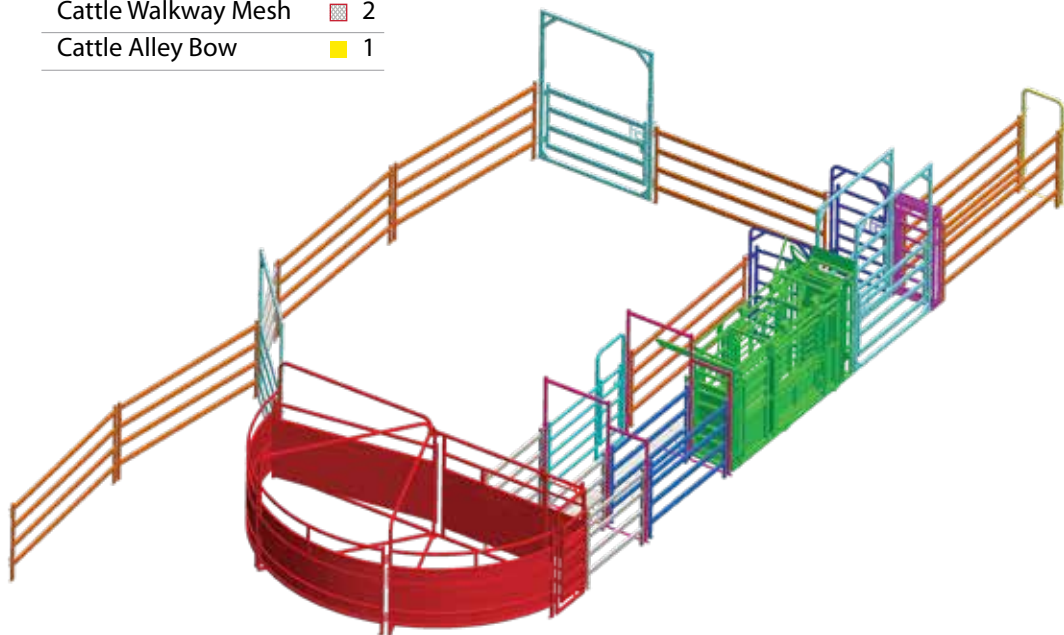
KIT INCLUDES:

Cattle Chute		1
Sweep Yard		1
Sliding Gates		1
Access Gate		2
4 Rail Prem Panel 12'		7
4 Rail Prem Panel 6'		6
4 Rail Prem Panel 10'		1
Man Panel Gate		1
Prem 4 Rail Gate 8'		4
Double Alley Bow		2
Cattle Walkway Mesh		2
Cattle Alley Bow		1



KIT INCLUDES:

Cattle Chute		1
Sweep Yard		1
Sliding Gates		1
Access Gate		2
4 Rail Prem Panel 12'		7
4 Rail Prem Panel 6'		6
4 Rail Prem Panel 10'		1
Man Panel Gate		1
Prem 4 Rail Gate 8'		4
Double Alley Bow		2
Cattle Walkway Mesh		2
Cattle Alley Bow		1



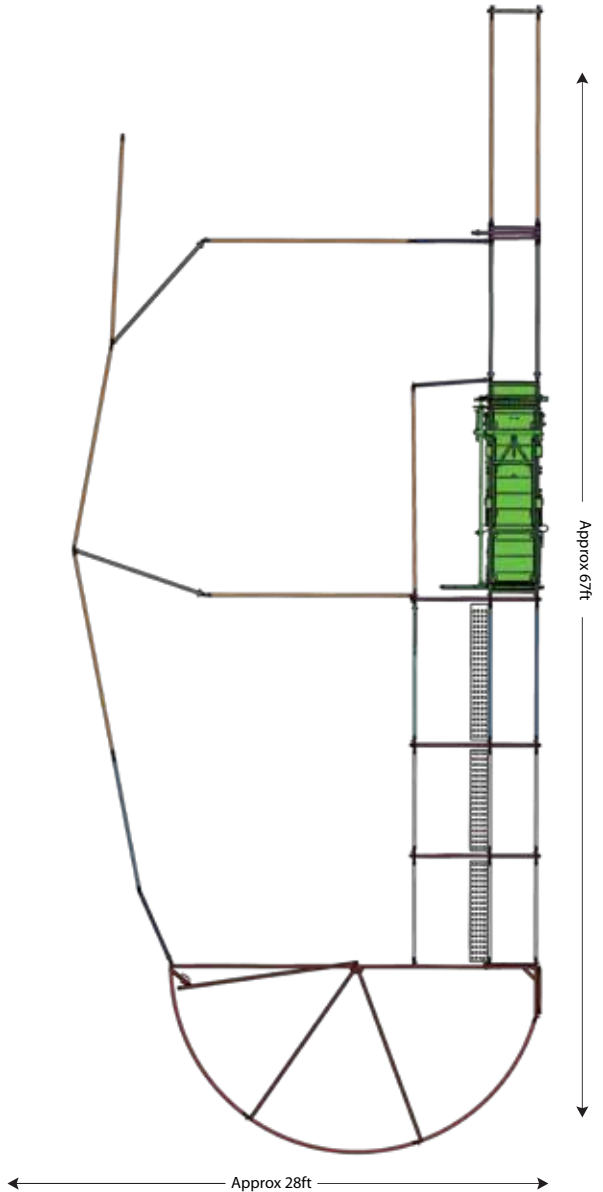


BRAZZEN
LIVESTOCK EQUIPMENT

50-60 SWEEP Pen Plan

KIT INCLUDES:

Cattle Chute	□ 1
Sweep Yard	■ 1
Sliding Gates	□ 1
Access Gate	■ 3
4 Rail Prem Panel 6'	□ 6
4 Rail Prem Panel 8'	□ 4
4 Rail Prem Panel 12'	□ 7
Prem 4 Rail Gate 8'	■ 4
Cattle Walkway Mesh	▨ 3
Double Alley Bow	■ 3
Cattle Alley Bow	■ 1














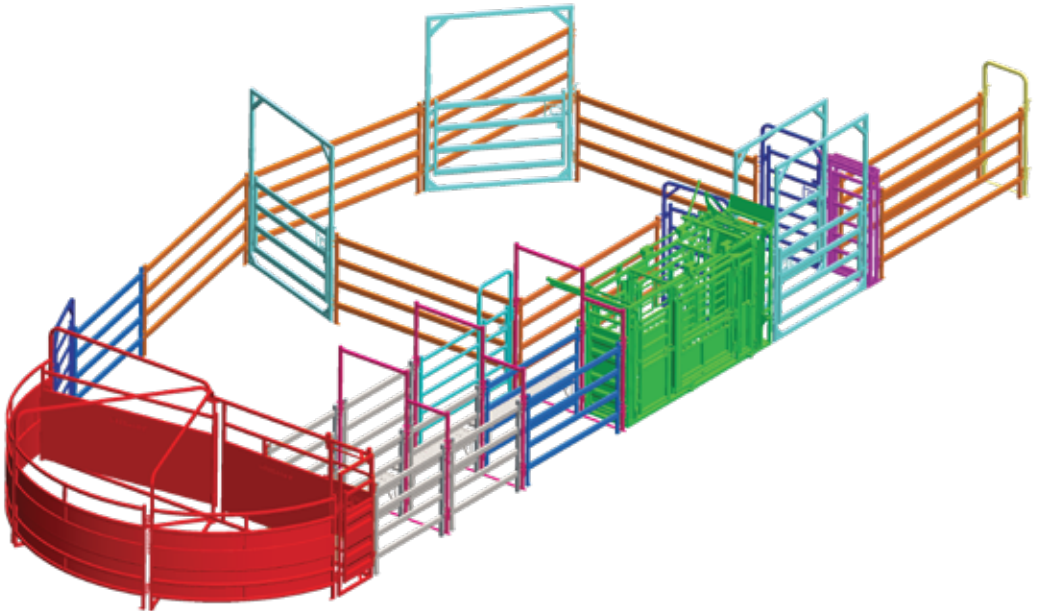


BRAZZEN

LIVESTOCK EQUIPMENT














KIT INCLUDES:

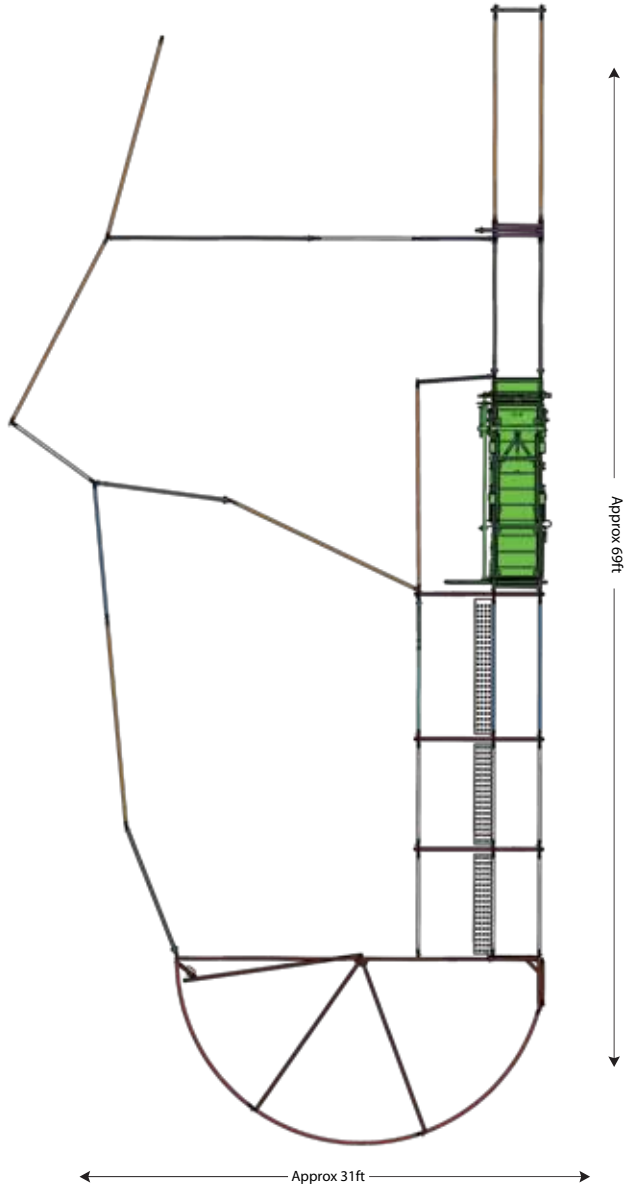
Cattle Chute		1
Sweep Yard		1
Sliding Gates		1
Access Gate		3
4 Rail Prem Panel 6'		6
4 Rail Prem Panel 8'		4
4 Rail Prem Panel 12'		7
Prem 4 Rail Gate 8'		4
Cattle Walkway Mesh		3
Double Alley Bow		3
Cattle Alley Bow		1



70+ SWEEP Pen Plan

KIT INCLUDES:

Cattle Chute		1
Sweep Yard		1
Sliding Gates		1
Access Gate		2
Prem 4 Rail Gate 8'		4
4 Rail Prem Panel 6'		8
4 Rail Prem Panel 8'		4
4 Rail Prem Panel 12'		6
Man Panel Gate		1
Prem 4 Rail Gate 12'		1
Double Alley Bow		3
Cattle Walkway Mesh		3
Cattle Alley Bow		1






BRAZZEN

LIVESTOCK EQUIPMENT

KIT INCLUDES:

Cattle Chute  1

Sweep Yard  1

Sliding Gates  1

Access Gate  2

Prem 4 Rail Gate 8'  4

4 Rail Prem Panel 6'  8

4 Rail Prem Panel 8'  4


4 Rail Prem Panel 12'  6

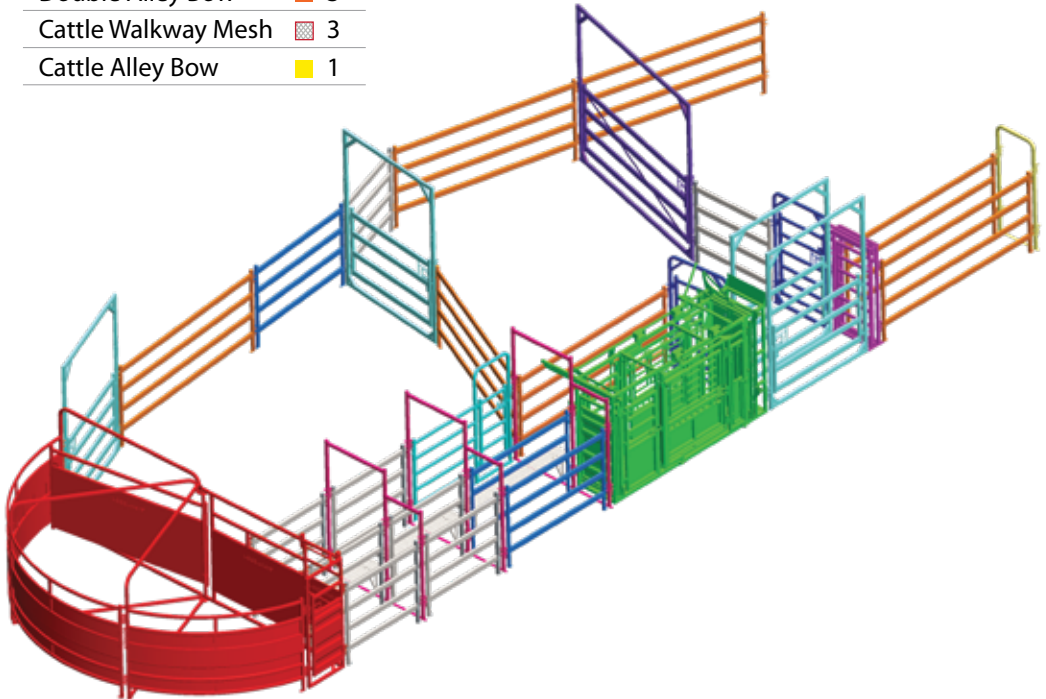
Man Panel Gate  1

Prem 4 Rail Gate 12'  1

Double Alley Bow  3













Cattle Walkway Mesh  3

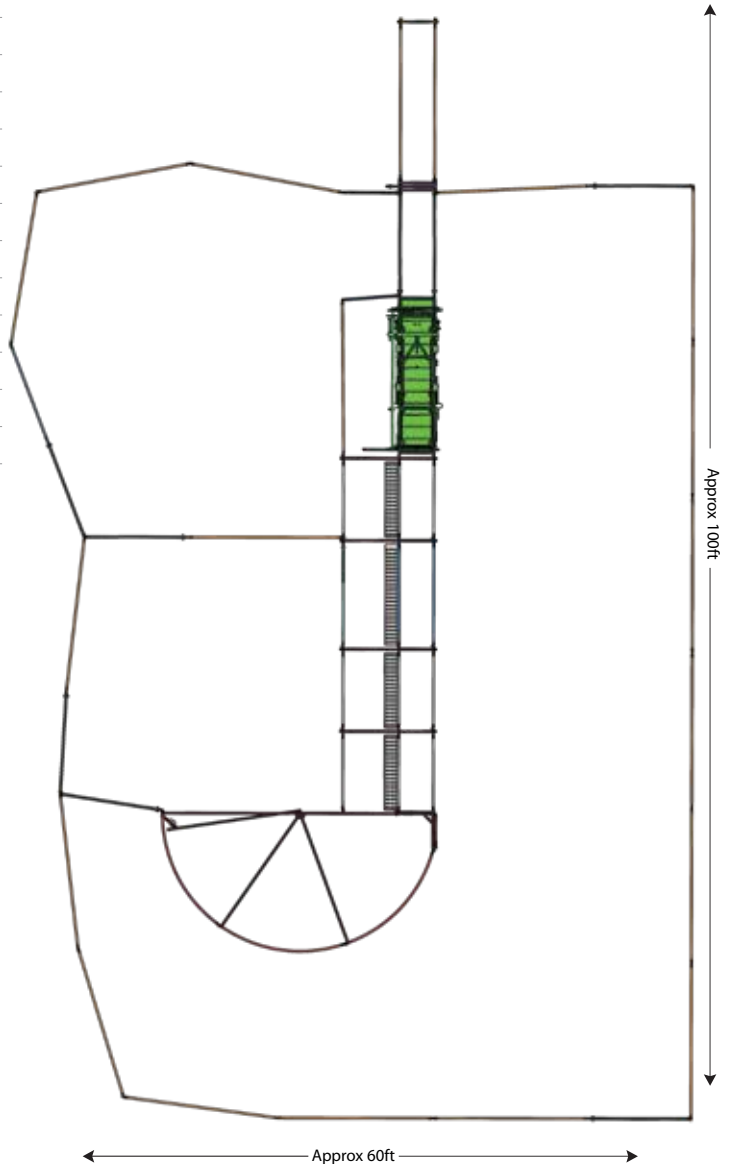
Cattle Alley Bow  1



100+ SWEEP Pen Plan

KIT INCLUDES:

Cattle Chute		1
Sweep Yard		1
Sliding Gates		1
Access Gate		2
Prem 4 Rail Gate 8'		8
4 Rail Prem Panel 6'		11
4 Rail Prem Panel 8'		1
4 Rail Prem Panel 12'		20
Man Panel Gate		1
Double Alley Bow		4
Cattle Walkway Mesh		4
Alley Bow		1















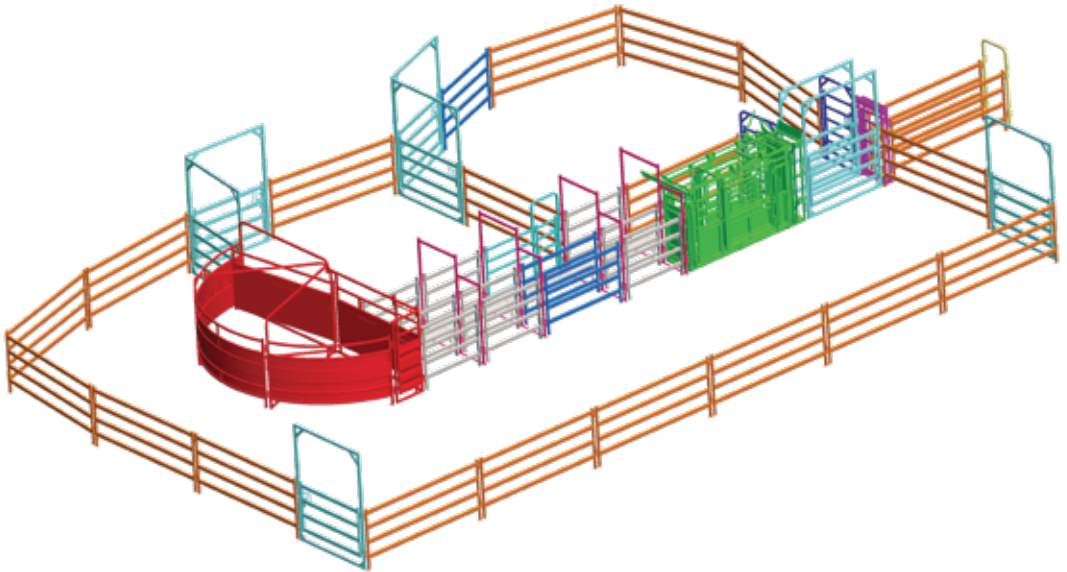


BRAZZEN

LIVESTOCK EQUIPMENT














KIT INCLUDES:

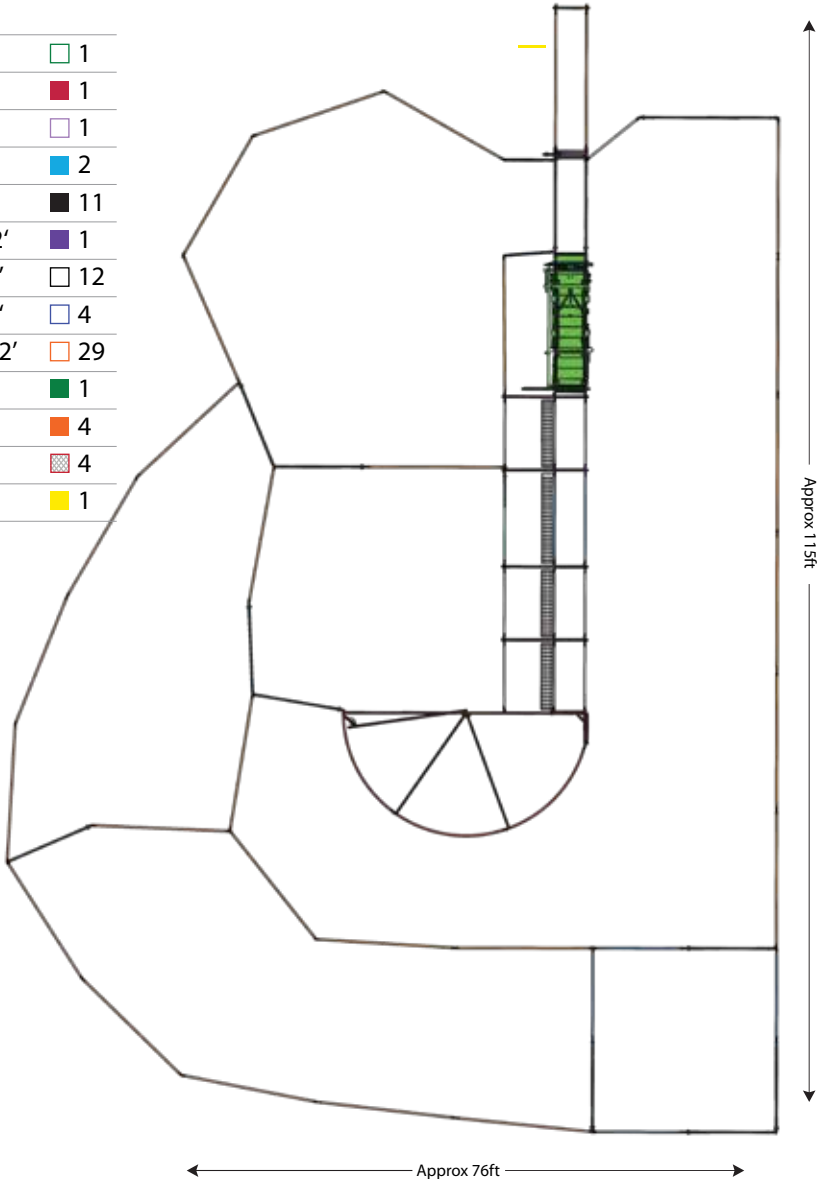
Cattle Chute		1
Sweep Yard		1
Sliding Gates		1
Access Gate		2
Prem 4 Rail Gate 8'		8
4 Rail Prem Panel 6'		11
4 Rail Prem Panel 8'		1
4 Rail Prem Panel 12'		20
Man Panel Gate		1
Double Alley Bow		4
Cattle Walkway Mesh		4
Alley Bow		1



200-250 SWEEP Pen Plan

KIT INCLUDES:

Cattle Chute		1
Sweep Yard		1
Sliding Gates		1
Access Gate		2
Prem 4 Rail Gate 8'		11
Prem 4 Rail Gate 12'		1
4 Rail Prem Panel 6'		12
4 Rail Prem Panel 8'		4
4 Rail Prem Panel 12'		29
Man Panel Gate		1
Double Alley Bow		4
Cat Walk		4
Alley Bow		1
















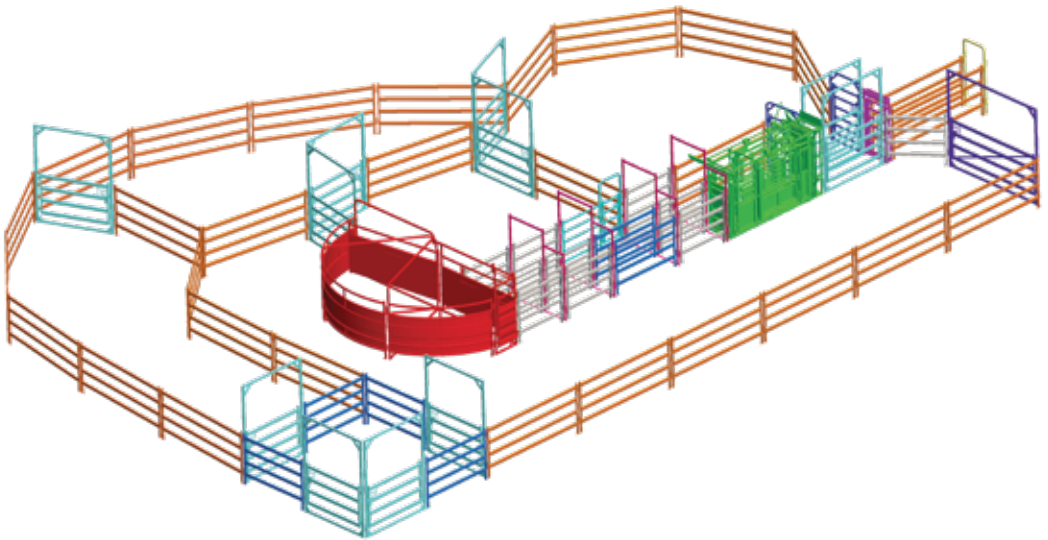


BRAZZEN

LIVESTOCK EQUIPMENT

KIT INCLUDES:

Cattle Chute		1
Sweep Yard		1
Sliding Gates		1
Access Gate		2
Prem 4 Rail Gate 8'		11
Prem 4 Rail Gate 12'		1
4 Rail Prem Panel 6'		12
4 Rail Prem Panel 8'		4
4 Rail Prem Panel 12'		29
Man Panel Gate		1
Double Alley Bow		4
Cat Walk		4
Alley Bow		1

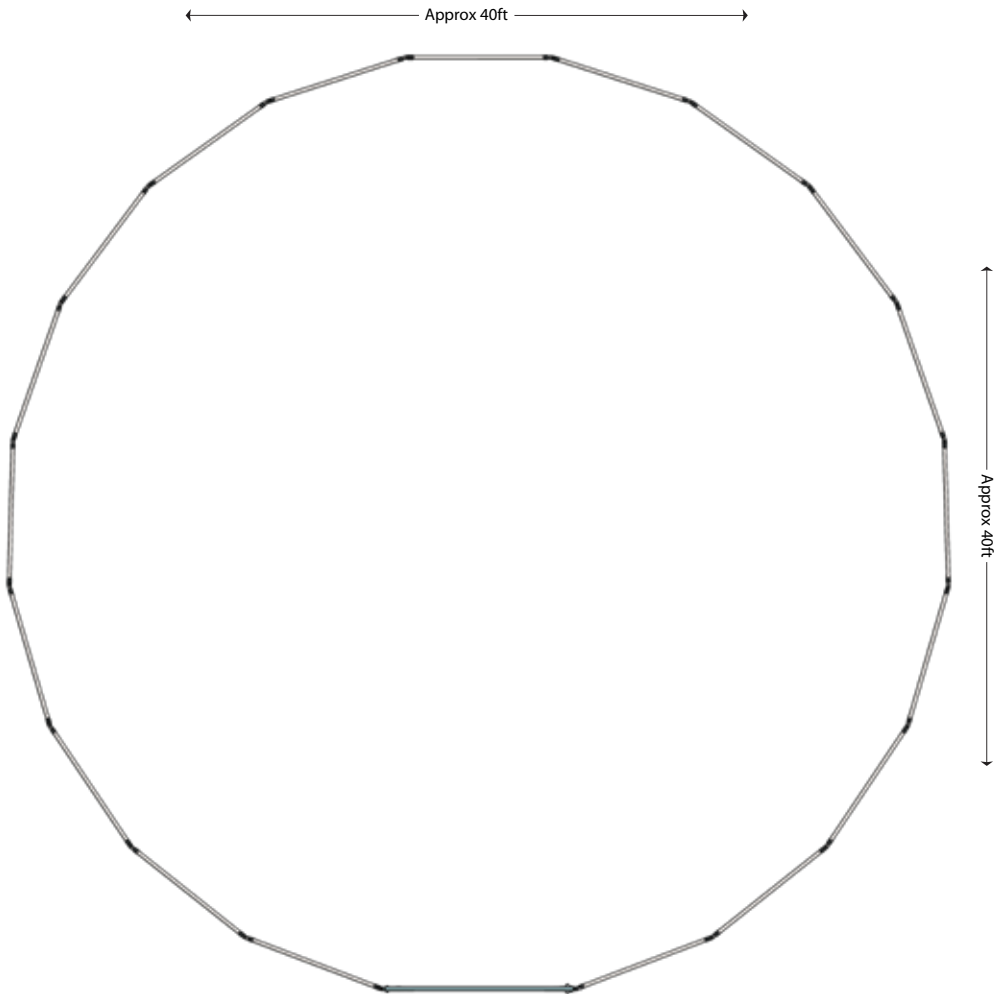


40ft *CORRAL* Pen Plan

KIT INCLUDES:

Prem 4 Rail Gate 8' ■ 1

Prem 4 Rail Panel 6' □ 19






BRAZZEN

LIVESTOCK EQUIPMENT

KIT INCLUDES:

Prem 4 Rail Gate 8' ■ 1


Prem 4 Rail Panel 6' □ 19



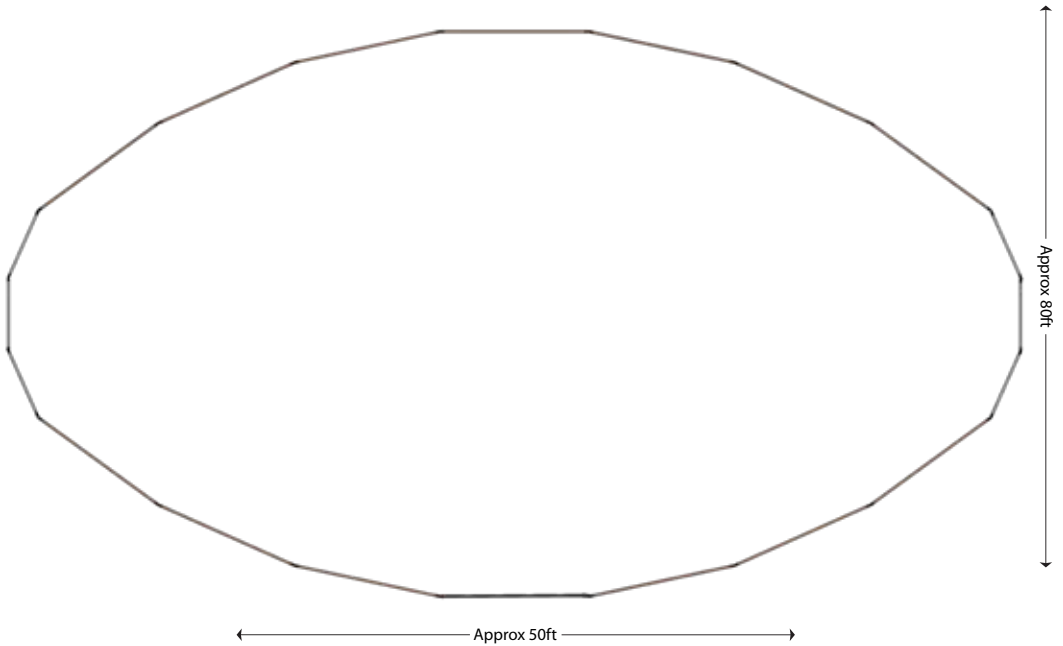
50ft x 80ft CORRAL Pen Plan

KIT INCLUDES:

Prem 4 Rail Gate 12'  1

Prem 4 Rail Panel 12'  13

Prem 4 Rail Panel 6'  6





BRAZZEN

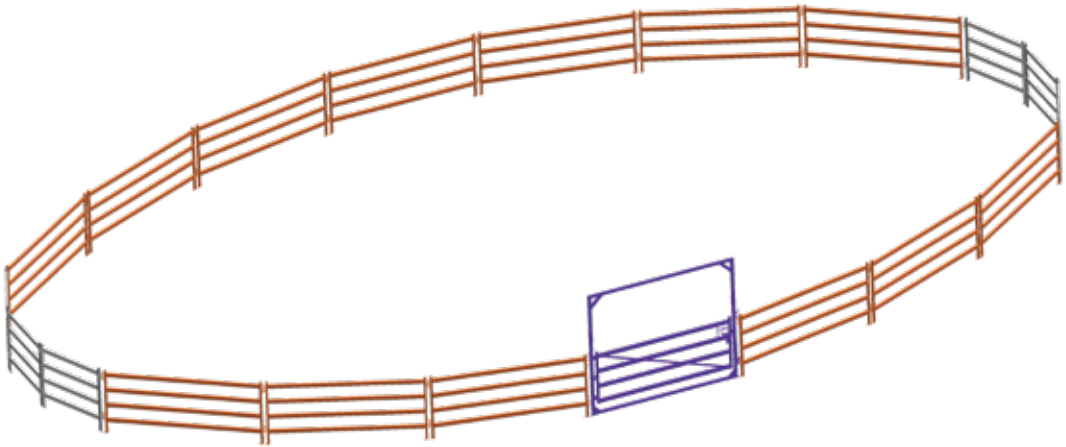
LIVESTOCK EQUIPMENT

KIT INCLUDES:

Prem 4 Rail Gate 12'  1

Prem 4 Rail Panel 12'  13

Prem 4 Rail Panel 6'  6

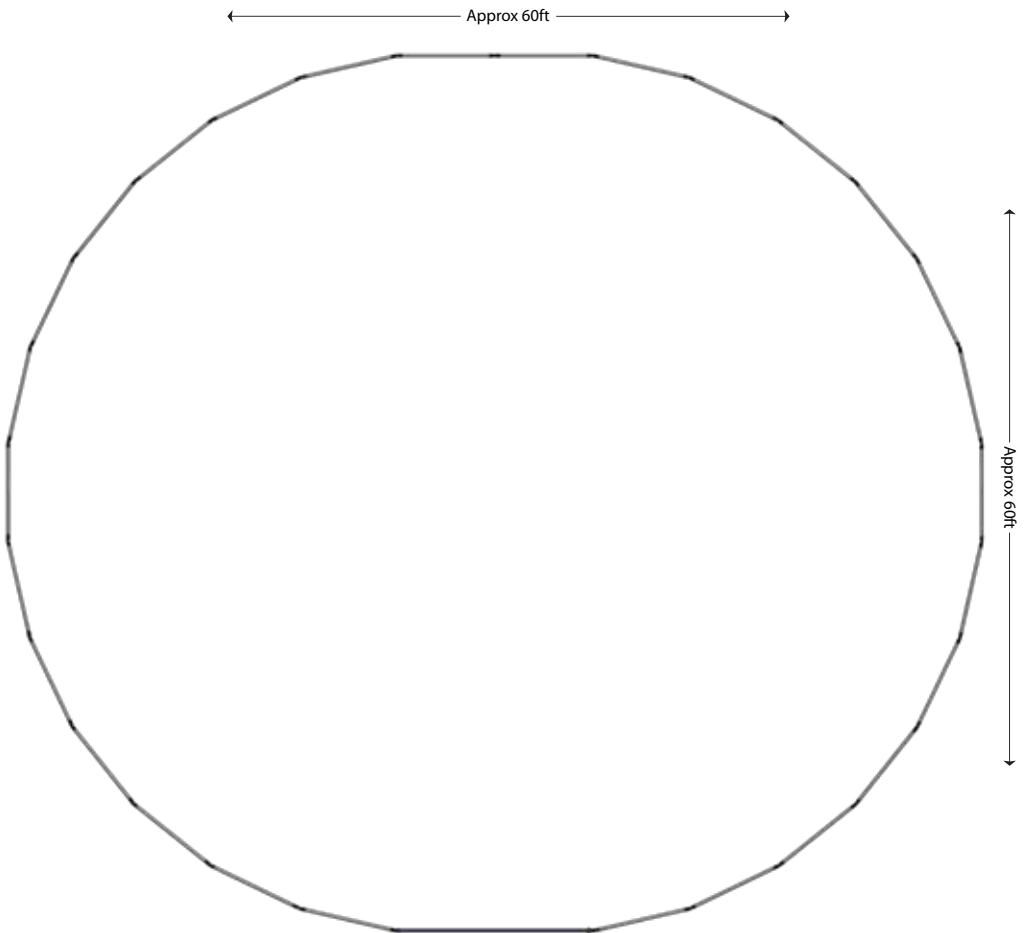


60ft *CORRAL* Pen Plan

KIT INCLUDES:


Prem 4 Rail Gate 12'  1

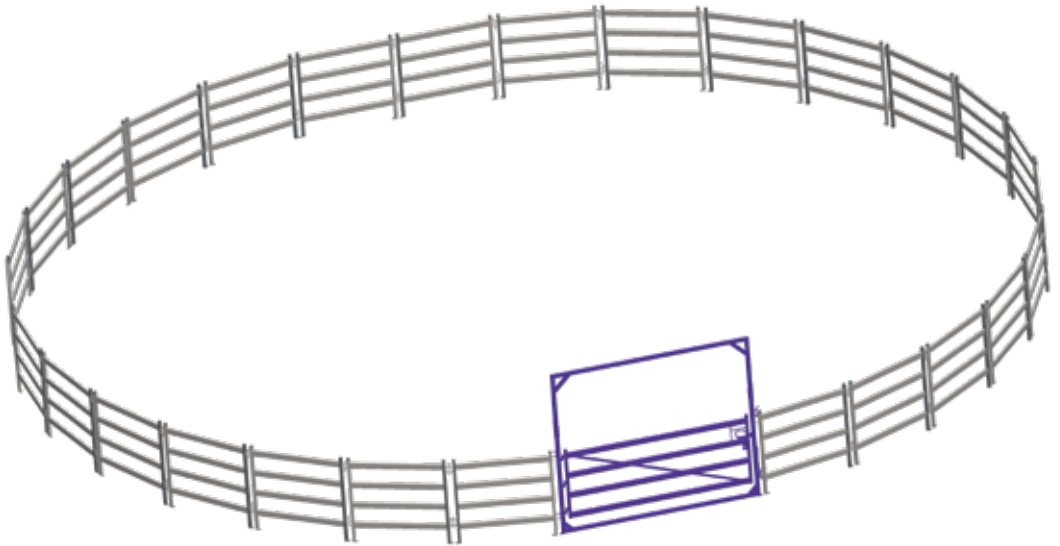
Prem 4 Rail Panel 6'  28



KIT INCLUDES:

Prem 4 Rail Gate 12'  1


Prem 4 Rail Panel 6'  28

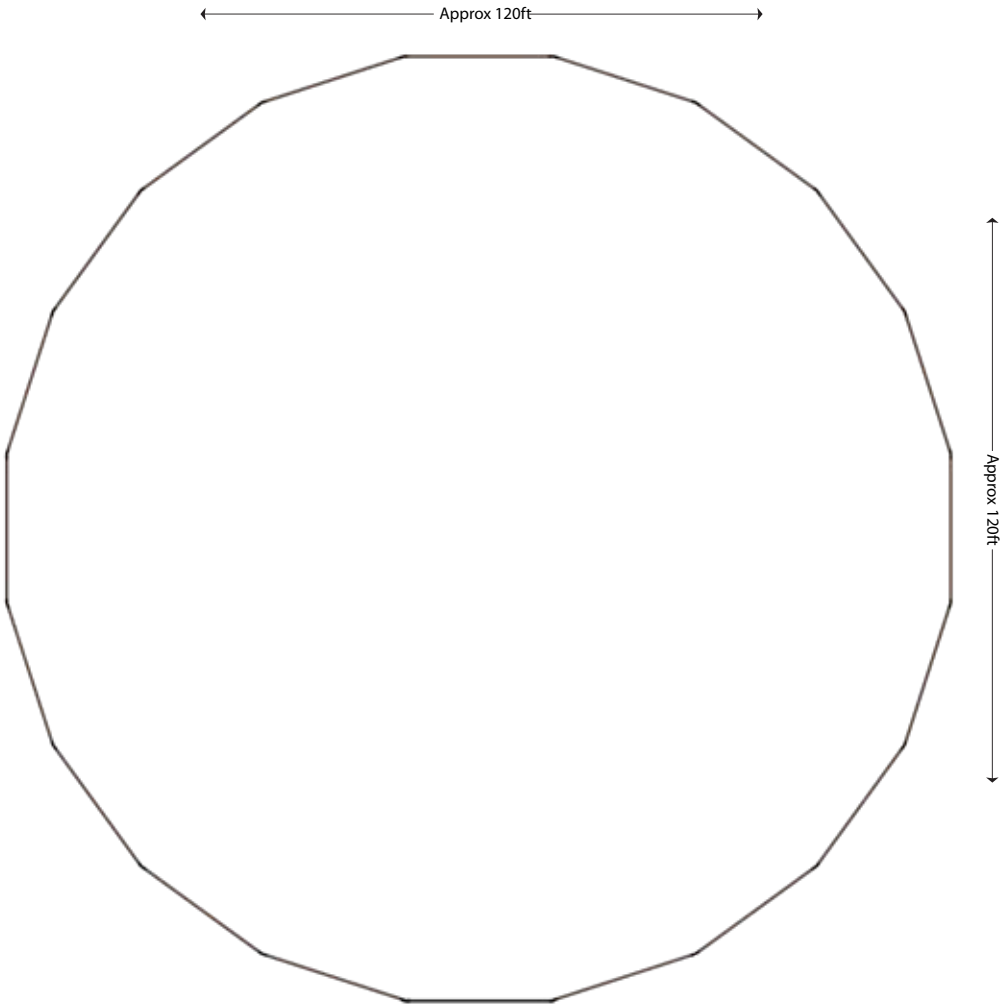


120ft CORRAL Pen Plan

KIT INCLUDES:

Prem 4 Rail Gate 12'  1

Prem 4 Rail Panel 12'  19





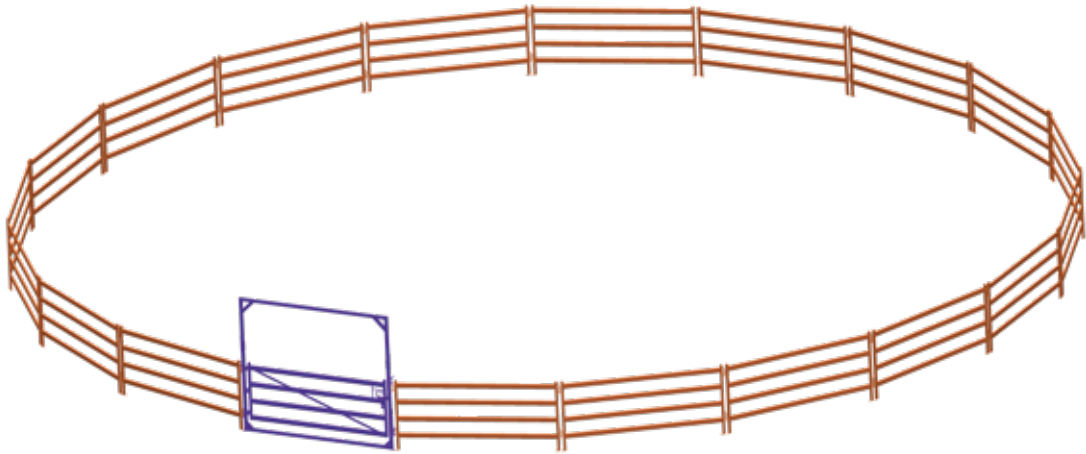
BRAZZEN

LIVESTOCK EQUIPMENT

KIT INCLUDES:

Prem 4 Rail Gate 12'  1

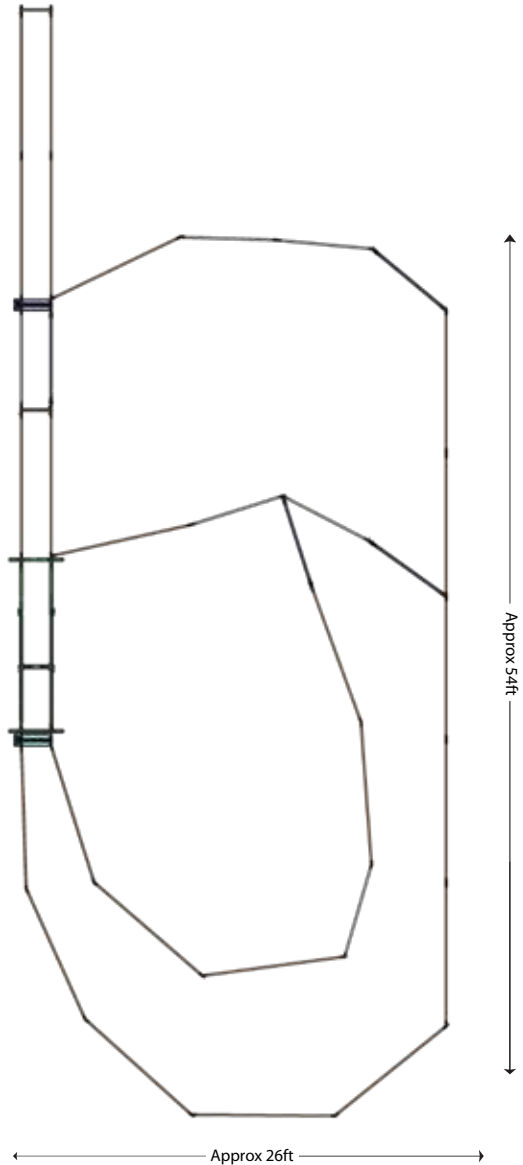
Prem 4 Rail Panel 12'  19



200+ SHEEP Pen Plan

KIT INCLUDES:

Sheep Panel 6'6"	□ 7
Sheep Panel 9'10"	□ 23
Sheep Gate 6'6"	■ 4
Sheep V 3 Way Draft	□ 1
Alley Bow	■ 2
Sliding Gate	□ 2



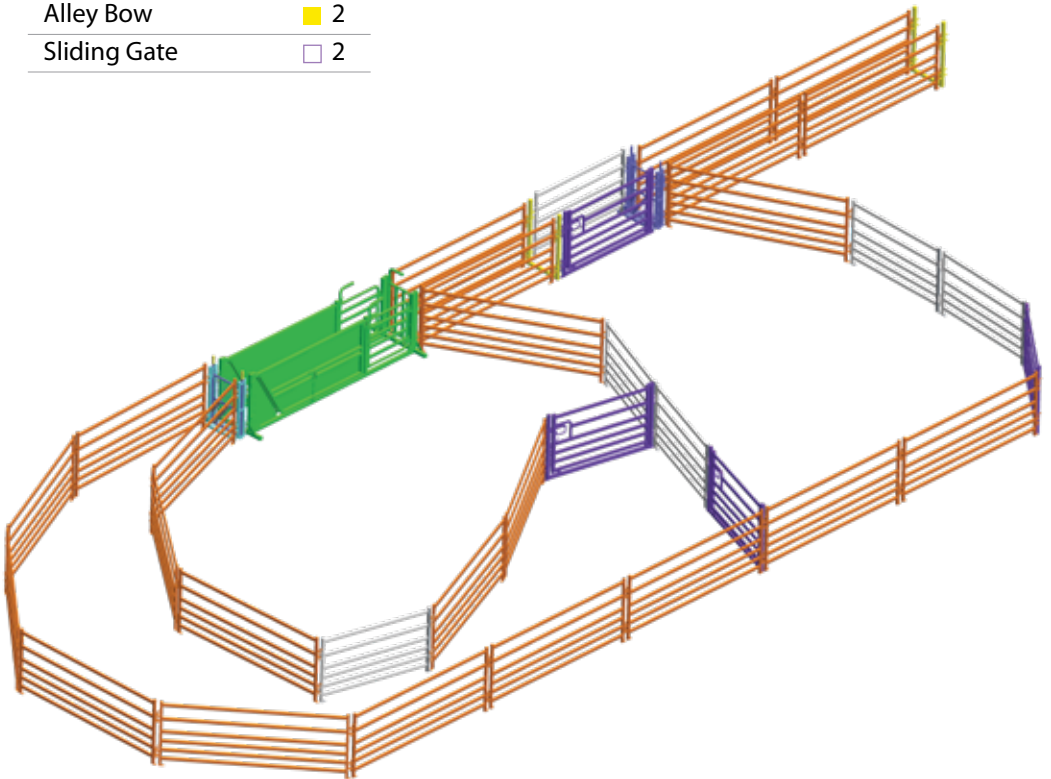


BRAZZEN

LIVESTOCK EQUIPMENT

KIT INCLUDES:

Sheep Panel 6'6"	□ 7
Sheep Panel 9'10"	□ 23
Sheep Gate 6'6"	■ 4
Sheep V 3 Way Draft	□ 1
Alley Bow	■ 2
Sliding Gate	□ 2



400+ SHEEP Pen Plan

KIT INCLUDES:

Sheep Panel 6'6" □ 8

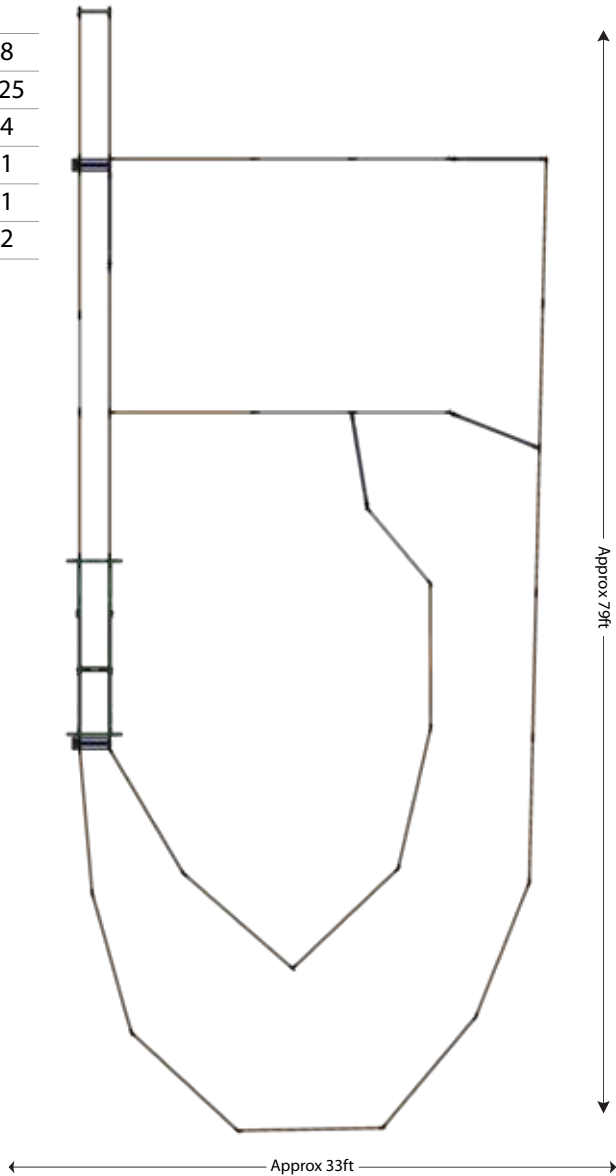
Sheep Panel 9'10" □ 25

Sheep Gate 6'6" ■ 4

Sheep V 3 Way Draft □ 1

Alley Bow ■ 1

Sliding Gate □ 2





BRAZZEN

LIVESTOCK EQUIPMENT

KIT INCLUDES:

Sheep Panel 6'6" 8

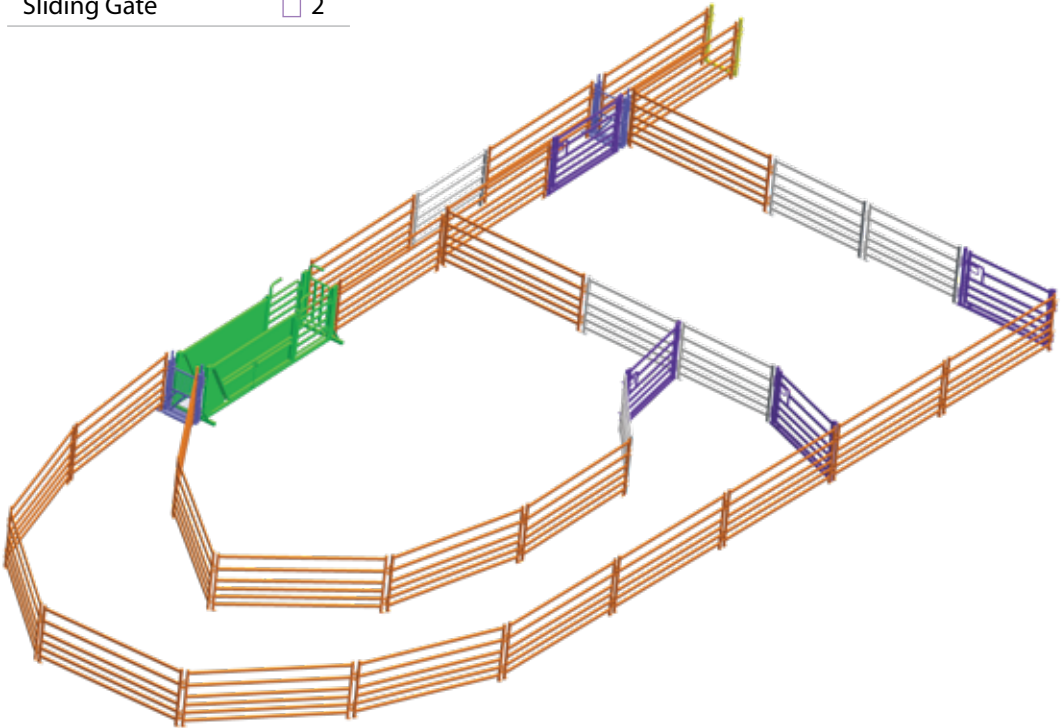
Sheep Panel 9'10" 25

Sheep Gate 6'6" 4

Sheep V 3 Way Draft 1

Alley Bow 1

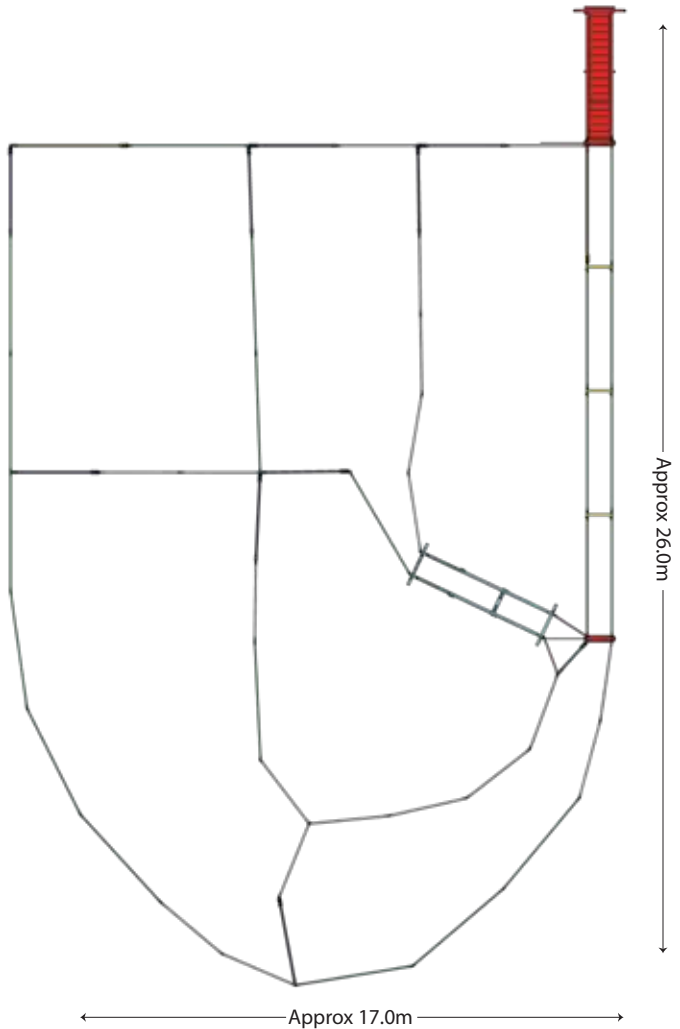
Sliding Gate 2



700+ SHEEP Pen Plan












KIT INCLUDES

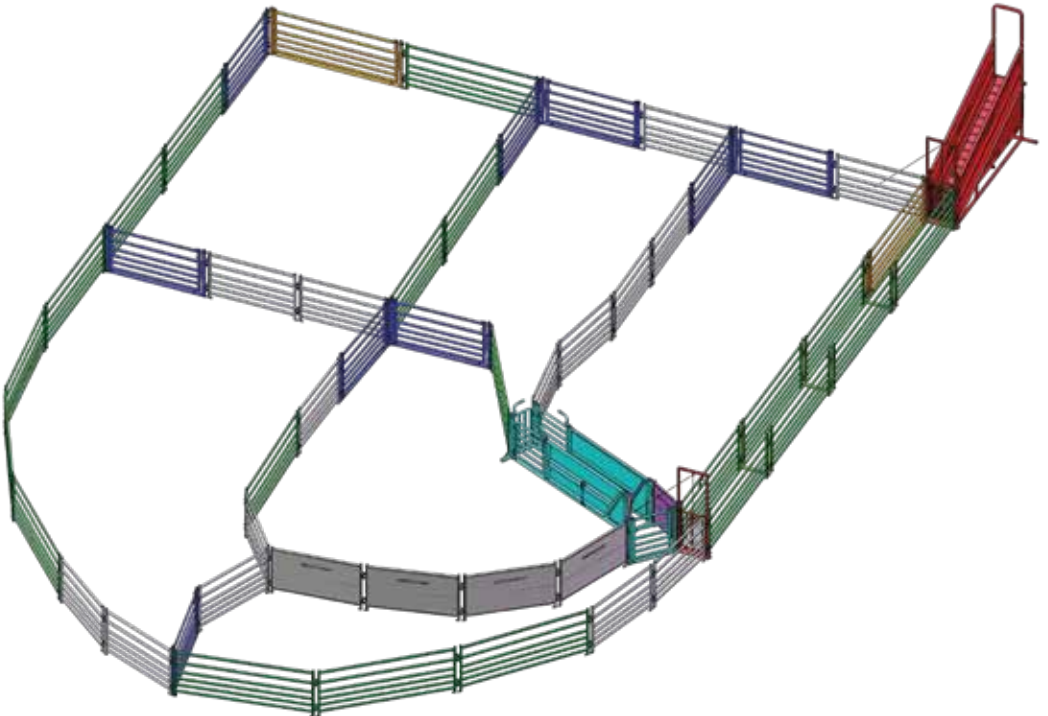
Loading Ramp	□ 1
Adjustable V-Race	□ 1
Guillotine Gate	■ 2
Sheep Race Bow	□ 3
Sheep Panels 1.0 Blind	■ 1
Draft Gate	□ 1
Sheep Gate 2.0	□ 9
Sheep Panels 2.0	□ 15
Sheep Panels 2.0 Blind	■ 5
Sheep Gate 3.0	□ 2
Sheep Panels 3.0	□ 21





KIT INCLUDES

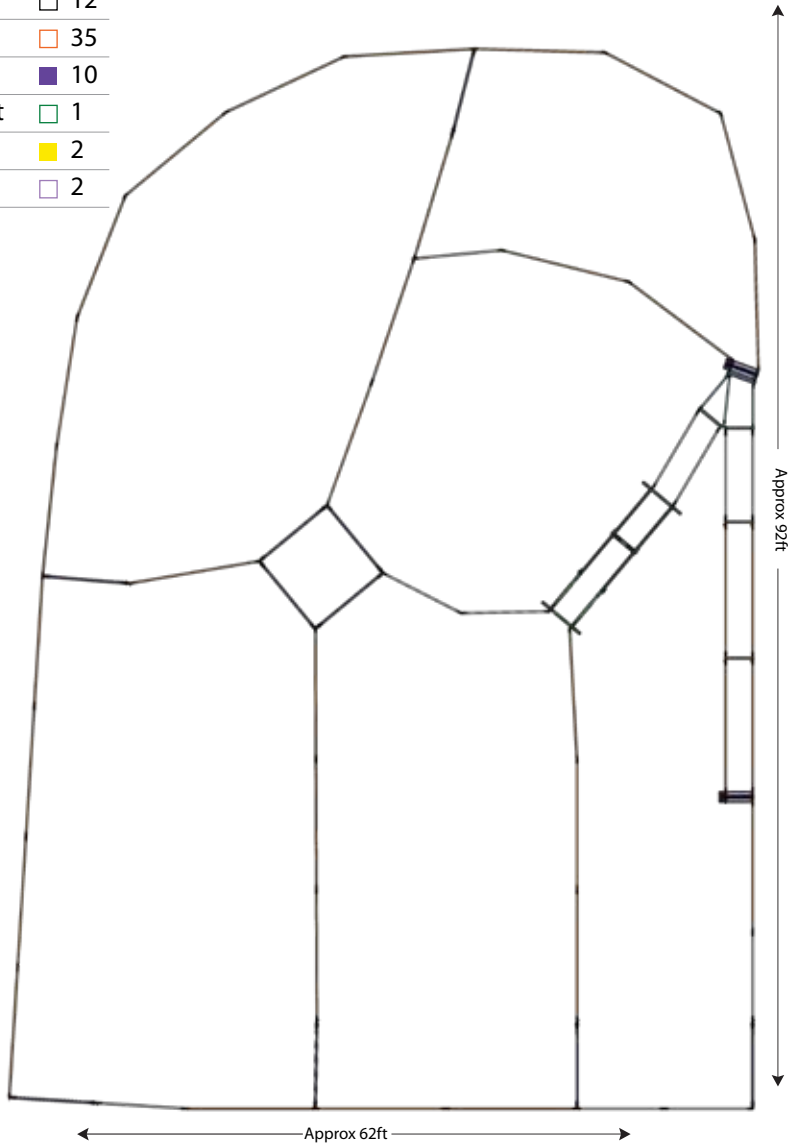
Loading Ramp		1
Adjustable V-Race		1
Guillotine Gate		2
Sheep Race Bow		3
Sheep Panels 1.0 Blind		1
Draft Gate		1
Sheep Gate 2.0		9
Sheep Panels 2.0		15
Sheep Panels 2.0 Blind		5
Sheep Gate 3.0		2
Sheep Panels 3.0		21



1200+ SHEEP Pen Plan

KIT INCLUDES:

Sheep Panel 6'6"	□	12
Sheep Panel 9' 10"	□	35
Sheep Gate 6'6"	■	10
Sheep V 3 Way Draft	□	1
Alley Bow	■	2
Sliding Gate	□	2



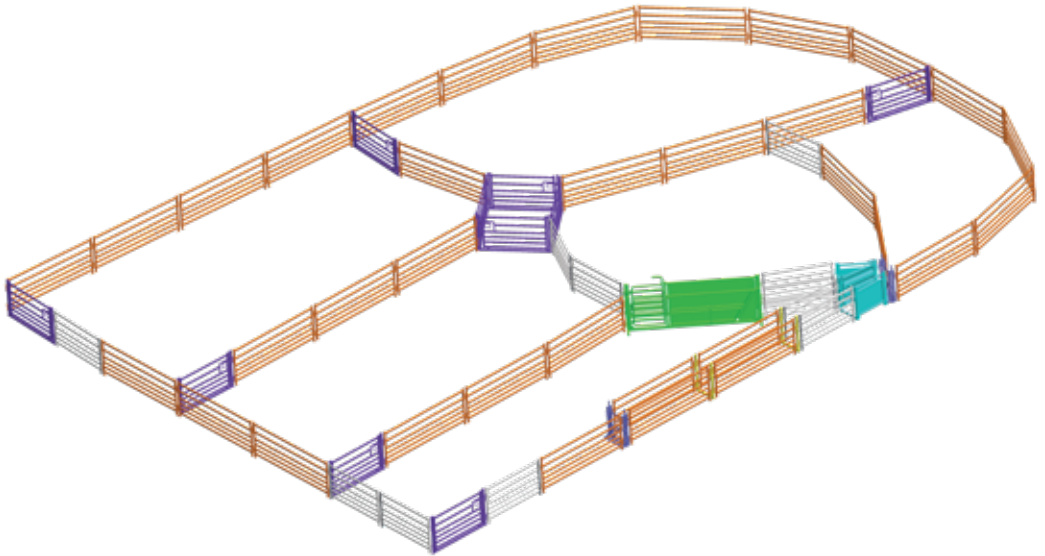


BRAZZEN

LIVESTOCK EQUIPMENT

KIT INCLUDES:

Sheep Panel 6'6"	□	12
Sheep Panel 9' 10	□	35
Sheep Gate 6'6"	■	10
Sheep V 3 Way Draft	□	1
Alley Bow	■	2
Sliding Gate	□	2





BRAZZEN

LIVESTOCK EQUIPMENT

www.brazzen.com

* All measurements are approx.

© All pen designs are the property of BRAZZEN